














SPACERS, SPRINGS AND DONUTS

Description	Part Number	Product
Universal Distance Spacer with Magnets	HW190e008 047	
Distance Spacer Coats	HW190 008 062	
Light Truck Spacer - 28mm	HW190 280 018	
Light Truck Spacer - 36mm	HW190 360 018	
Light Truck Spacer - 38mm	HW190 380 018	
Light Truck Spacer - 40mm	HW190 400 018	
Backing Spring - For All 28mm MCD's	HW190 280 015	
Backing Spring - For All 40mm MCD's	HW190 400 015	
Distance Spacer Donut - 28mm	HW190e280 045	
Distance Spacer Donut - 36mm	HW190e360 045	
Distance Spacer Donut - 38mm	HW190e380 045	
Distance Spacer Donut - 40mm	HW190e400 045	

HUB CENTERING






LUG CENTERING

Quick Plates Series IV

Description	Part Number	Product
<p>Quick Plate IV Kit NEW 2014 Replaces HW200 456 409</p> <p>Includes 4,5 and 6 Lug Quick Plates</p> <p>Quick Tips: 6 x HW273e008 003, HW273e008 007,</p> <p>HW273e008 023, HW273e008 025, Adapter Tree 900 008 205</p>	HW210 xx0 002	






LUG CENTERING

Quick Plates Series IV

Description	Part Number	Product
Quick Plate 4 - NEW Replaces HW249 010 400 Includes Tips HW273 008 003 x 4	HW249 013 xx9	
Quick Plate 5 - NEW Replaces HW259 010 400 Includes Tips HW 273 008 007 x 5 and HW273 008 025 x 5	HW259 013 xx9	
Quick Plate 6 - NEW Replaces HW269 010 400 Includes Tips HW 273 008 003 x 6	HW269 013 xx9	
Hofmann Power Clamp Handle for Quick Plates - Requires 3	HW163 008 012	
CEMB Power Clamp Handle for Quick Plates - Requires 3	HW163 589 008	





Replace xx with balancer shaft size (40, 38, 36, 28) for complete part number. For example, HW210 400 002

Quick Tips

Description	Part Number	Product
Quick Tip 1: 24.5mm Dia. 38mm length, Installed Length 80mm/3.15", Short Taper, Standard Required for Toyota Truck/Shank Style Lug Applications	HW273e008 003	
Quick Tip 2: 24.5mm Dia. 48mm Length, Ball Seat Tip Installed Length: 90mm/3.5"	HW273e008 007	
Quick Tip 3: 22.5mm Dia. 58mm, Installed Length 100mm/3.95", Long Taper, Standard	HW273e008 025	
Quick Tip 4: 19 Dia., 58mm Length, Tuner Tip Total Installed Length: 100mm (3.95") Required for Aftermarket Wheels	HW273e008 023	
Quick Tip 5: 34mm Dia. 38mm Length Land Rover Tip Installed Length: 70mm/2.75"	HW273e008 009	

LUG CENTERING

Quick Tips

Description	Part Number	Product
<p>Quick Tip 6: 22.5mm Dia. 73mm, Installed Length 115mm/4.53", Long Taper, Standard</p>	<p>HW273e008 028</p>	
<p>Quick Tip 7: 42.5 Dia. 78mm, Installed Length 120mm/4.72", Ball Seat Tip Tuner Sport Recommended for Special Wide Wheel German Applications</p>	<p>HW273e008 029</p>	
<p>Quick Plate Replacement Kit for Series III and IV: 6 x Quick Tip 1, 5 x Quick Tips 2, 3 and 4 and 3 x HW200e008 027</p>	<p>HW200e008 046</p>	
<p>Quick Plate Replacement Kit for Series III and IV: Excentre Unit 5 Pack</p>	<p>HW200e008 047</p>	

NORTH AMERICAN FLANGE PLATE KIT



Description	Part Number	Product
North American Flange Plate Kit Includes Plates A, B, C, D and Studs HW271 804 118 x 8 HW271 904 119 x 5, HW271 994 121 x 8, HW900 008 205 (Storage Tree) and Chart	HW200 299 xx9	
North American Flange Plate A Covers the Following Bolt Hole Patterns: mm = 4 x 98, 100, 108, 110, 114.3, 165.1, 170 in = 4 x 3.86, 3.94, 4.25, 4.33, 4.5, 6.5, 6.69	HW241e702 xx9	
North American Flange Plate B Covers the Following Bolt Hole Patterns: mm = 5 x 98, 105, 108, 110, 115, 120.65, 135, 154.95 in = 5 x 3.86, 4.13, 4.25, 4.33, 4.53, 4.75, 5.31, 6.10	HW251e802 xx9	
North American Flange Plate C Covers the Following Bolt Hole Patterns: mm = 5x100, 112, 114.3, 120, 127, 130, 139.7, 150, 165.1 in = 5x 3.94, 4.41, 4.5, 4.72, 5.00, 5.12, 5.5, 5.9, 6.5	HW251e903 xx9	
North American Flange Plate D Covers the Following Bolt Hole Patterns: mm = 6 x 114.3, 115, 120, 127, 132, 135, 139.7 in = 6 x 4.5, 4.53, 4.72, 5.00, 5.20, 5.31, 5.5	HW261e702 xx9	
Hofmann Power Clamp Handles for Flange Plates - Requires 4	HW163 008 012	
CEMB Power Clamp Handles for Flange Plates - Requires 4	HW163 589 008	

Replace xx with balancer shaft size (40, 38, 36, 28) for complete part number. For example, HW200 299 409

LUG CENTERING

OE FLANGE PLATES

Description	Part Number	Product
BMW Flange Plate I 4 x 100mm, 5 x 120mm Studs Not Included - Use HW271 994 208	HW211e201 xx0	
BMW Flange Plate II 5 x 112mm, 5 x 120mm Studs Not Included - Use HW271 994 208	HW251e208 xx0	
Mercedes Flange Plate 3 x 112mm, 5 x 112mm, 5 x 130mm, 5 x 140mm Studs Not Included - Use HW271 994 002	HW201e402 xx0	
Mercedes Dodge Flange Plate 6 x 120mm, 6 x 125mm, 6 x 130mm Studs Not Included - Use HW271 804 014	HW260e301 xx0	
Porsche Flange Plate 5 x 130mm Studs Not Included - Use HW271 904 119	HW251e901 xx9	
Toyota Lexus Flange Plate #1 5 x 100mm, 5 x 114.3mm, 6 x 139.7mm Studs Not Included - Use HW271 994 025	HW231e301 xx3	
Toyota Lexus Flange Plate #2 4 x 100mm, 5 x 120mm, 5 x 150mm Studs Not Included - Use HW271 994 025	HW251e306 xx0	










OE FLANGE PLATES		
Description	Part Number	Product
Tesla Flange Plate 5 x 110mm, 5 x 120mm Studs Not Included - Use HW271 994 016	HW251e406 xx0	
Flange Plate Wide 5 VW Bug 5 x 203.2, 5 x 205, 5 x 208 Studs Not Included - Use HW271 804 014	HW231e403 xx2	

Replace xx with balancer shaft size (40, 38, 36, 28) for complete part number. For example, HW211E201 400




FLANGE PLATE STUDS 11mm		
Description	Part Number	Product
Plug In Stud I, 19mm, 100mm Long, Tuner	HW271 994 117	
Plug In Stud II, 24.5mm, 80mm Long, Short Taper	HW271 804 118	
Plug In Stud III, 24.5mm, 90mm Long, Ball Seat	HW271 904 119	
Plug In Stud IV, 34mm, 80mm Long, Land Rover	HW271 804 121	
Plug In Stud V, 22.5mm, 100mm Long, Short Taper	HW271 994 121	
Plug In Stud 11mm Mercedes SLR 110mm Long	HW271 114 122	
Plug In Stud VI, 22.5mm, 120mm Long, Short Taper	HW271 124 122	
O-Ring for Plug In Stud 11mm (5 pack)	HW271 008 002	

LUG CENTERING










FLANGE PLATE STUDS 12mm

Description	Part Number	Product
Plug In Stud 24.5mm, 80mm Long Wide 5 VW Bug	HW271 804 014	
Plug In Stud 90mm Long, Ball Seat	HW271 904 002	
Plug In Stud 24.5mm, 90mm Long, Long Taper	HW271 904 012	
Plug In Stud 24.5mm, 100mm Long, Porsche, Ball Seat	HW271 994 002	
Plug In Stud 100mm Long, Short Taper	HW271 994 003	
Plug In Stud 22.5mm, 100mm Long	HW271 994 025	
Plug In Stud 100mm Long, BMW, Spring Loaded	HW271 994 208	
Plug In Stud 22.5mm, 100mm Long, Tesla	HW271 994 016	
O-Ring for Plug In Stud 12mm (5 pack)	HW271 008 001	

WORLD KIT and UNILUG

Description	Part Number	
World Kit Plate #1 (Color Coded) Covers the Following Bolt Hole Patterns: 4 x 95.25, 98.00, 100, 101.6, 108, 114.3 and 7 x 150, 8 x 170	HW241e801 xx9	
World Kit Plate #2 (Color Coded) Covers the Following Bolt Hole Patterns: 5 x 98, 108, 110, 115, 120.65, 135, 154.95	HW251e801 xx9	
World Kit Plate #3 (Color Coded) Covers the Following Bolt Hole Patterns: 5 x 100, 112, 114.3, 120, 127, 130, 139.7, 150, 165.1	HW251e901 xx9	

LUG CENTERING

WORLD KIT and UNILUG		
Description	Part Number	
World Kit Plate #4 (Color Coded) Covers the Following Bolt Hole Patterns: 3 x 98, 112, 114.3, 115, 127, 130, 132, 135, 139.7 and 8 x 6.6	HW231e111 xx9	
UniLug 28mm	HW405 280 108	
UniLug 40mm	HW405 400 108	
UniLug Conical	HW405 818 108	
Complete Lug for UniLug	HW400e008 021	
Fit screw UniLug - Height of Head 3.2mm	HW400e008 050	
Control Disc UniLug (Plastic)	HW405e008 006	
Fastening nut M10x1.25mm Extra Long, Round Head	HW040 100 112	
Fastening nut Short, Round Head	HW040 100 102	

Replace xx with balancer shaft size (40, 38, 36, 28) for complete part number. For example, HW241e801 409



Terms and Conditions of Sale

The terms and conditions of sale for products sold by Allpart Supply Inc. are as follows:

Delivery: Delivery of products shall be considered complete at time of shipment from Allpart Supply's warehouse. Ownership will pass to the purchaser at time of pick up by carrier from the company's shipping location. Products will be shipped by a carrier of Allpart Supply's choosing. Credit will not be issued to the purchaser for freight charges due to the failure of carrier to deliver to the customer's expectations unless Allpart Supply is able to obtain credit first. No labor charges or other loss shall be paid by Allpart Supply for late or missed deliveries.

Warranties: Allpart Supply guarantees its products to be free of defects in material and workmanship for one year. The company's liability is limited to invoice price of the product or replacement part free of charge at the company's discretion. Liability for defects does NOT extend to labor or consequential damages.

Alterations & Indemnification: Allpart Supply's parts are designed for specific applications and uses. Modifications and alterations to parts supplied by the company void the warranty and disqualify the part from store credit. Purchaser shall indemnify and agree to hold harmless Allpart Supply Inc. from all liabilities and expenses that arise from product used outside of design criteria, or modified or altered parts.

Freight: All orders are shipped FOB Fort Worth, Texas. Freight and COD charges will be added to the invoice at time of shipment.

Return Policy: All returned product must be accompanied by an RGA number (Returned Goods Authorization) to be obtained from the company prior to return. Parts returned without an RGA number are subject to refusal. Parts must be returned freight prepaid by the purchaser.

Restocking Fee and Credit: A 15% restocking fee will be applied to all returned products. The balance of the credit will be applied to purchaser for store credit. Purchaser is responsible for all return freight. Refused shipments shall also be subject to the 15% restocking fee as well as all outbound and return freight charges.

Prices and Payment: All prices are FOB shipping point and subject to change without notice. Standard terms are net 30 days for all accounts with approved credit. For all other accounts, Allpart Supply, Inc. accepts all major credit cards or COD.

Application of Law: All sales orders and invoices shall be governed by Texas law in place on the date of the invoice.